

Coding List For 16 Uses Video Indoor Station

- List for 3AV-8AV users

OBVERSE	
8	
7	
6	
5	
4	
3	
2	
1	

- List for 10AV-16AV users

OBVERSE	
15	16
13	14
11	12
9	10
7	8
5	6
3	4
1	2

- Coding list for 16 uses video indoor station

Coding pins Indoor station	1	2	3	4	5	6	7	8	9	10	11
1	▲	▲	▲	▲	▲	▲	▲	▲	▲	▲	
2	▲	▲	▲	▲	▲	▲	▲	▲	▲		▲
3	▲	▲	▲	▲	▲	▲	▲	▲		▲	▲
4	▲	▲	▲	▲	▲	▲	▲		▲	▲	▲
5	▲	▲	▲	▲	▲	▲		▲	▲	▲	▲
6	▲	▲	▲	▲	▲		▲	▲	▲	▲	▲
7	▲	▲	▲	▲		▲	▲	▲	▲	▲	▲
8	▲	▲	▲		▲	▲	▲	▲	▲	▲	▲
9	▲	▲		▲	▲	▲	▲	▲	▲	▲	▲
10	▲		▲	▲	▲	▲	▲	▲	▲	▲	▲
11		▲	▲	▲	▲	▲	▲	▲	▲	▲	▲
12	▲	▲	▲	▲	▲	▲	▲	▲	▲		
13	▲	▲	▲	▲	▲	▲	▲	▲		▲	
14	▲	▲	▲	▲	▲	▲	▲		▲	▲	
15	▲	▲	▲	▲	▲		▲	▲	▲	▲	
16	▲	▲	▲	▲		▲	▲	▲	▲	▲	

NOTE:

All indoor station's code is NO.12 indoor station when leaving our factory. Don't make code when power is on. No necessary to open the cover, just plug the coding connector in the back of indoor station. ▲ means taking out the coding connector, blank refers to keeping the coding connector. Coding list as below:

Product code(035H、035Z)
PCB NO.(RL-TFT028 RL-TFT037
RL-TFT067 RL-TFT039Z
RL-TFT056)

Coding pins

Left

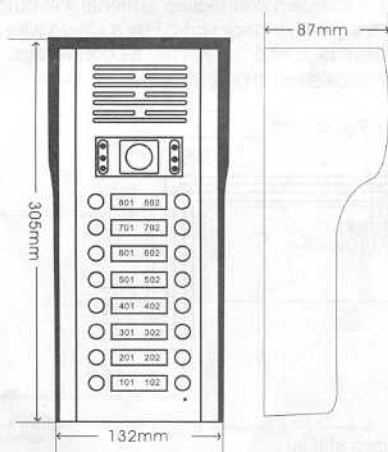


Right

1
2
3
4
5
6
7
8
9
10
11

Note: ▲ means taking out the coding connector
blank refers to keeping the coding connector.

- Outdoor station size



For example:

If No.8 indoor station is required, please take out one coding connector of No.10 or No.11 and plug it on the coding pins of NO.4, the other one coding connector remain to plug it on the right of the pins for standby.



ZHUHAI ROULE ELECTRICS CO., LTD

Directly-Pressed Video Door Phone For Multi-Users System(2AV ~ 16AV)

The directly-pressed video door phone system consists of two, three, four, five, six, seven, eight, ten, twelve, fourteen and sixteen users.

The system consists of power box (continuous power supply), outdoor station and indoor station. Video, audio and video free-handed indoor stations can be for your choice.

Connection line and coding for indoor station can be seen as follows. It is advised to use special video line and if other lines are used, the diameter should be 0.65mm. The system is powered centrally by the power box mounted on the door and usually powered by public electricity, in the mean while store battery is recharged in order to supply the power when power failure occurs.

1. Operation instruction


a. When visitor presses the button of outdoor station (it is better to release 2 or 3 seconds later), the indoor station will make sound. You can talk with the visitor after taking the handset(035H, 035Z). After 1 minute, The picture will disappear and the talk will finish, but picture screen remain bright(When the handset is put down, the picture screen is closed). The door can be opened when you press UNLOCK button (it must be pressed when you pick up the handset).

b. When using the free-handed indoor station(RL-TFT027 RL-TFT028 RL-TFT037 RL-TFT067 RL-TFT039Z), just press TALK button, you can talk with the visitor. After 40 seconds the picture will disappear and talk will finish. the door can be opened when you press UNLOCK button. You can monitor the outside after pressing MONITOR button.

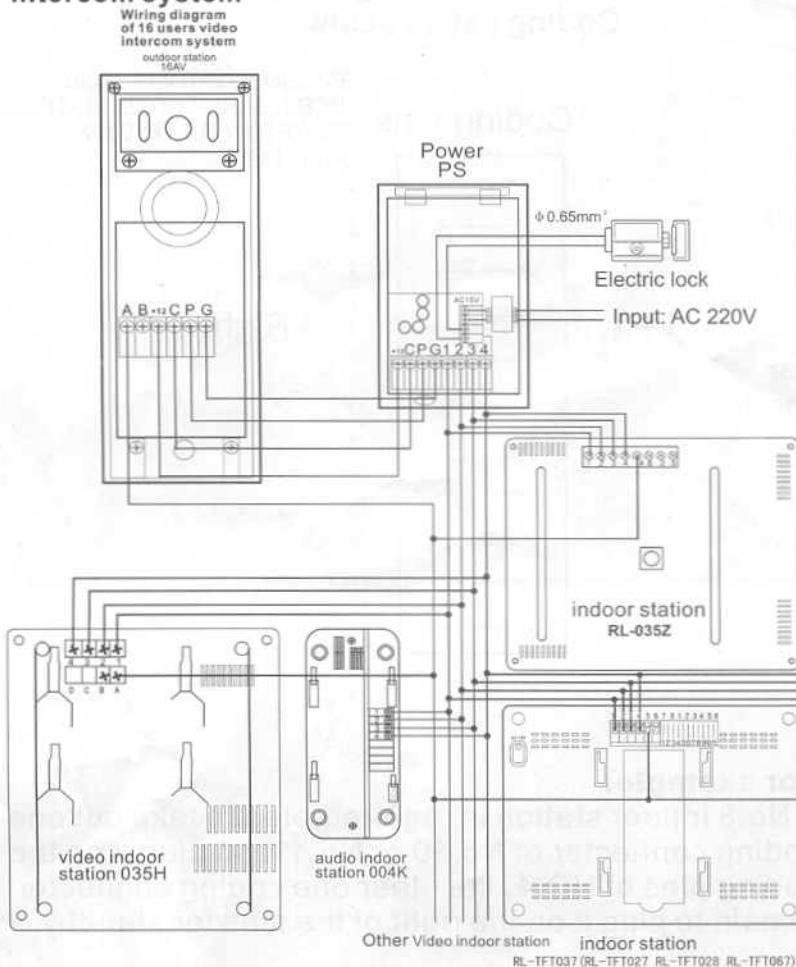
c. Brightness, chroma, contrast and volume of indoor unit are adjustable for best effect.

2. Technique Data

Power box	input: AC 220V 50HZ output: DC12V 3A
Outdoor station:	working voltage DC12V
Indoor station:	working voltage DC12V sound >75dB (distance: 0.5m) time delay for talk: 1 minute unlock: DC12V 1A



Wiring diagram of 16 users video intercom system



Warning

- Power is forbidden when fixing.
- Installation must be carried out by professionals.
- Be far away from heat source.
- Heavy rain and sunshine should be avoided when installation.

Wiring instruction for outdoor station wiring instruction for indoor station

supply line	+12V	4	supply line
C	signal line	3	unlock
G	earth wire	2	calling line
P	calling line	1	earth wire
B	earth wire	B or 6	earth wire
A	video line	A or 5	video line

Wiring instruction of connecting terminal A or 5 in Indoor station and connecting terminal B or 6:

If choice 75Ω video transmission line to connect outdoor station and video indoor station, A or 5 connect core wire and B or 6 connect screening wire.

If choice single-wire transmission line connect outdoor station and video indoor station, connecting terminal A in outdoor station connect A or 5 in video indoor station by a single wire(0.65mm²), connecting terminal B or 6 remain not be connected.

screening wire

core wire 75Ω

